



Location: CMA1b - Oil St Community Liaison Centre

Report on 24-hour TSP monitoring

Action Level ($\mu\text{g}/\text{m}^3$) - 176.7

Limit Level ($\mu\text{g}/\text{m}^3$) - 260

Date	Sampling Time	Weather Condition	Filter paper no.	Filter Weight, g		Elapse Time, hr		Sampling Time, hr	Flow Rate, m ³ /min			Total Volume, m ³	TSP Level, $\mu\text{g}/\text{m}^3$
				Initial	Final	Initial	Final		Initial, Q _{si}	Final, Q _{sf}	Average		
30-Mar-12	8:00	Cloudy	002364	2.8171	3.0519	744.17	768.18	24.01	1.01	1.13	1.07	1542	152
3-Apr-12	8:00	Cloudy	002508	2.7763	3.0530	771.18	795.17	23.99	1.22	1.22	1.22	1754	158
9-Apr-12	8:00	Fine	002545	2.7364	2.8212	798.17	822.17	24.00	1.08	1.01	1.04	1501	56
16-Apr-12	8:00	Rainy	002613	2.7639	2.8950	825.17	849.17	24.00	1.21	1.17	1.19	1717	76
20-Apr-12	8:00	Rainy	002670	2.7760	2.8975	852.17	876.73	24.56	1.08	0.99	1.03	1522	80

Report on 1-hour TSP monitoring

Action Level ($\mu\text{g}/\text{m}^3$) - 320.1

Limit Level ($\mu\text{g}/\text{m}^3$) - 500

Date	Sampling Time	Weather Condition	Filter paper no.	Filter Weight, g		Elapse Time, hr		Sampling Time, hr	Flow Rate, m ³ /min			Total Volume, m ³	TSP Level, $\mu\text{g}/\text{m}^3$
				Initial	Final	Initial	Final		Initial, Q _{si}	Final, Q _{sf}	Average		
31-Mar-12	9:00	Cloudy	002519	2.7884	2.7975	768.18	769.18	1.00	1.22	1.22	1.22	73	124
31-Mar-12	10:00	Cloudy	002517	2.7599	2.7683	769.18	770.18	1.00	1.22	1.22	1.22	73	115
31-Mar-12	13:00	Cloudy	002510	2.7077	2.7165	770.18	771.18	1.00	1.22	1.22	1.22	73	120
5-Apr-12	9:40	Cloudy	002551	2.7537	2.7646	795.17	796.17	1.00	1.20	1.17	1.18	71	153
5-Apr-12	10:45	Cloudy	002549	2.7334	2.7475	796.17	797.17	1.00	1.17	1.17	1.17	70	201
5-Apr-12	13:00	Cloudy	002547	2.7691	2.7826	797.17	798.17	1.00	1.17	1.17	1.17	70	192
11-Apr-12	8:40	Sunny	002622	2.7762	2.7888	822.17	823.17	1.00	1.16	1.21	1.19	71	177
11-Apr-12	9:45	Sunny	002619	2.7647	2.7717	823.17	824.17	1.00	1.14	1.16	1.15	69	101
11-Apr-12	10:52	Sunny	002616	2.7521	2.7611	824.17	825.17	1.00	1.19	1.19	1.19	71	126
17-Apr-12	8:25	Rainy	002643	2.7710	2.7884	849.17	850.17	1.00	0.94	1.03	0.99	59	293
17-Apr-12	13:27	Rainy	002403	2.7882	2.8039	850.17	851.17	1.00	1.20	1.17	1.18	71	221
17-Apr-12	15:00	Rainy	002376	2.7828	2.7910	851.17	852.17	1.00	1.17	1.17	1.17	70	117
21-Apr-12	8:37	Cloudy	002668	2.7557	2.7748	876.73	877.73	1.00	1.06	1.08	1.07	64	298
21-Apr-12	9:48	Cloudy	002777	2.8037	2.8218	877.73	878.73	1.00	1.22	1.24	1.23	74	246
21-Apr-12	10:50	Cloudy	002776	2.8087	2.8237	878.73	879.73	1.00	1.19	1.24	1.22	73	206
27-Apr-12	8:54	Cloudy	002774	2.8185	2.8412	879.73	880.73	1.00	1.19	1.24	1.22	73	311
27-Apr-12	9:58	Cloudy	002602	2.7476	2.7680	880.73	881.73	1.00	1.19	1.19	1.19	72	285
27-Apr-12	11:00	Cloudy	002495	2.7339	2.7533	881.73	882.73	1.00	1.10	1.10	1.10	66	294



Location: CMA2a - Causeway Bay Community Centre

Report on 24-hour TSP monitoring
 Action Level ($\mu\text{g}/\text{m}^3$) - 169.5
 Limit Level ($\mu\text{g}/\text{m}^3$) - 260

Date	Sampling Time	Weather Condition	Filter paper no.	Filter Weight, g		Elapse Time, hr		Sampling Time, hr	Flow Rate, m^3/min			Total Volume, m^3	TSP Level, $\mu\text{g}/\text{m}^3$
				Initial	Final	Initial	Final		Initial, Q_{si}	Final, Q_{sf}	Average		
30-Mar-12	8:00	Cloudy	002365	2.7816	3.0365	10521.90	10545.90	24.00	1.43	1.46	1.44	2079	123
3-Apr-12	8:00	Cloudy	002509	2.7369	3.0358	10548.90	10572.90	24.00	1.45	1.46	1.45	2094	143
9-Apr-12	8:00	Fine	002544	2.7467	2.8561	10576.31	10600.31	24.00	1.43	1.33	1.38	1984	55
16-Apr-12	8:00	Rainy	002614	2.7653	2.9141	10603.31	10627.31	24.00	1.45	1.45	1.45	2089	71
20-Apr-12	8:00	Cloudy	002669	2.7506	2.9139	10630.31	10654.31	24.00	1.45	1.36	1.41	2027	81
26-Apr-12	8:00	Cloudy	002578	2.7666	3.0111	10657.32	10681.32	24.00	1.38	1.41	1.40	2010	122

Report on 1-hour TSP monitoring
 Action Level ($\mu\text{g}/\text{m}^3$) - 323.4
 Limit Level ($\mu\text{g}/\text{m}^3$) - 500

Date	Sampling Time	Weather Condition	Filter paper no.	Filter Weight, g		Elapse Time, hr		Sampling Time, hr	Flow Rate, m^3/min			Total Volume, m^3	TSP Level, $\mu\text{g}/\text{m}^3$
				Initial	Final	Initial	Final		Initial, Q_{si}	Final, Q_{sf}	Average		
31-Mar-12	8:50	Cloudy	002520	2.7510	2.7608	10545.90	10546.90	1.00	1.46	1.46	1.46	87	112
31-Mar-12	9:58	Cloudy	002518	2.7646	2.7741	10546.90	10547.90	1.00	1.46	1.46	1.46	87	109
31-Mar-12	11:00	Cloudy	002516	2.7696	2.7784	10547.90	10548.90	1.00	1.46	1.46	1.46	87	101
5-Apr-12	10:00	Cloudy	002550	2.7447	2.7644	10573.31	10574.74	1.43	1.41	1.41	1.41	121	163
5-Apr-12	11:02	Cloudy	002548	2.7608	2.7776	10574.31	10575.31	1.00	1.36	1.36	1.36	81	206
5-Apr-12	13:00	Cloudy	002546	2.7417	2.7570	10575.31	10576.31	1.00	1.38	1.38	1.38	83	185
11-Apr-12	8:20	Sunny	002623	2.7806	2.7936	10600.31	10601.31	1.00	1.40	1.40	1.40	84	155
11-Apr-12	9:25	Sunny	002620	2.7731	2.7877	10601.31	10602.31	1.00	1.44	1.44	1.44	87	168
11-Apr-12	10:32	Sunny	002617	2.7758	2.7852	10602.31	10603.31	1.00	1.44	1.49	1.47	88	107
17-Apr-12	13:53	Rainy	002592	2.7589	2.7847	10627.31	10628.31	1.00	1.45	1.41	1.43	86	301
17-Apr-12	15:11	Rainy	002593	2.7435	2.7596	10628.31	10629.31	1.00	1.41	1.41	1.41	84	191
17-Apr-12	16:26	Rainy	002671	2.7826	2.7976	10629.31	10630.31	1.00	1.45	1.45	1.45	87	172
21-Apr-12	8:20	Cloudy	002779	2.7974	2.8180	10654.31	10655.31	1.00	1.45	1.41	1.43	86	240
21-Apr-12	9:37	Cloudy	002778	2.8059	2.8267	10655.31	10656.31	1.00	1.59	1.31	1.45	87	239
21-Apr-12	10:55	Cloudy	002775	2.8010	2.8247	10656.31	10657.31	1.00	1.45	1.45	1.45	87	272
27-Apr-12	8:45	Rainy	002601	2.7486	2.7702	10681.32	10682.32	1.00	1.41	1.41	1.41	85	256
27-Apr-12	9:47	Rainy	002603	2.7648	2.7861	10682.32	10683.32	1.00	1.45	1.41	1.43	86	248
27-Apr-12	10:50	Rainy	002485	2.7452	2.7669	10683.32	10684.32	1.00	1.43	1.43	1.43	86	253



Location: CMA3a - CWB PRE Site Office Area

Report on 24-hour TSP monitoring
 Action Level ($\mu\text{g}/\text{m}^3$) - 171
 Limit Level ($\mu\text{g}/\text{m}^3$) - 260

Date	Sampling Time	Weather Condition	Filter paper no.	Filter Weight, g		Elapse Time, hr		Sampling Time, hr	Flow Rate, m^3/min			Total Volume, m^3	TSP Level, $\mu\text{g}/\text{m}^3$
				Initial	Final	Initial	Final		Initial, Q_{si}	Final, Q_{sf}	Average		
30-Mar-12	8:00	Cloudy	002394	2.8078	3.1420	11167.79	11191.79	24.00	1.67	1.70	1.69	2427	138
3-Apr-12	8:00	Cloudy	002500	2.7420	3.1002	11194.79	11218.78	23.99	1.64	1.65	1.64	2367	151
9-Apr-12	8:00	Fine	002468	2.7211	2.8394	11221.79	11245.79	24.00	1.64	1.61	1.63	2340	51
17-Apr-12	8:00	Rainy	002649	2.7680	2.9995	11251.80	11275.80	24.00	1.64	1.49	1.57	2255	103
24-Apr-12	14:30	Rainy	002604	2.7454	2.8811	11327.95	11351.95	24.00	1.56	1.56	1.56	2249	60
26-Apr-12	8:00	Cloudy	002577	2.7576	3.0756	11351.95	11375.95	24.00	1.62	1.62	1.62	2330	136

* Due to lack of electricity supply, the 24 hr-TSPs were rescheduled from 16 and 20 April 2012 to 17 and 24 April 2012

Report on 1-hour TSP monitoring
 Action Level ($\mu\text{g}/\text{m}^3$) - 311.3
 Limit Level ($\mu\text{g}/\text{m}^3$) - 500

Date	Sampling Time	Weather Condition	Filter paper no.	Filter Weight, g		Elapse Time, hr		Sampling Time, hr	Flow Rate, m^3/min			Total Volume, m^3	TSP Level, $\mu\text{g}/\text{m}^3$
				Initial	Final	Initial	Final		Initial, Q_{si}	Final, Q_{sf}	Average		
31-Mar-12	9:00	Cloudy	002505	2.7330	2.7460	11191.79	11192.79	1.00	1.44	1.44	1.44	86	150
31-Mar-12	10:05	Cloudy	002504	2.7372	2.7461	11192.79	11193.79	1.00	1.57	1.57	1.57	94	94
31-Mar-12	13:00	Cloudy	002503	2.7528	2.7616	11193.79	11194.79	1.00	1.62	1.62	1.62	97	90
5-Apr-12	14:15	Cloudy	002470	2.7408	2.7556	11218.78	11219.78	1.00	1.54	1.59	1.57	94	158
5-Apr-12	15:19	Cloudy	002465	2.6969	2.7108	11219.78	11220.78	1.00	1.59	1.59	1.59	95	146
5-Apr-12	16:25	Cloudy	002466	2.7170	2.7294	11220.78	11221.78	1.00	1.44	1.44	1.44	86	144
11-Apr-12	13:00	Suuny	02555	2.7374	2.7474	11245.79	11246.79	1.00	1.58	1.61	1.59	96	105
11-Apr-12	14:09	Suuny	002610	2.7463	2.7524	11246.79	11247.79	1.00	1.61	1.61	1.61	96	63
11-Apr-12	15:40	Suuny	002608	2.7582	2.7657	11247.79	11248.79	1.00	1.56	1.53	1.54	93	81
17-Apr-12	13:00	Rainy	002573	2.7640	2.7919	11248.79	11249.80	1.01	1.59	1.59	1.59	97	289
17-Apr-12	14:08	Rainy	002648	2.7590	2.7801	11249.80	11250.80	1.00	1.62	1.64	1.63	98	216
17-Apr-12	17:03	Rainy	002647	2.7662	2.7804	11250.80	11251.80	1.00	1.54	1.54	1.54	92	154
21-Apr-12	13:00	Cloudy	002693	2.7671	2.7922	11294.42	11295.42	1.00	1.62	1.62	1.62	97	259
21-Apr-12	14:23	Cloudy	002684	2.7729	2.8020	11295.42	11296.42	1.00	1.57	1.57	1.57	94	309
21-Apr-12	16:41	Cloudy	002683	2.7868	2.8102	11296.42	11297.42	1.00	1.57	1.62	1.59	96	245
27-Apr-12	9:27	Rainy	002687	2.7718	2.7995	11375.96	11376.96	1.00	1.55	1.52	1.54	92	301
27-Apr-12	11:08	Rainy	002691	2.7640	2.7895	11376.96	11377.96	1.00	1.52	1.52	1.52	91	279
27-Apr-12	13:00	Rainy	002713	2.7797	2.8040	11377.96	11378.96	1.00	1.52	1.52	1.52	91	266



Location: CMA4a - SPCA

Report on 24-hour TSP monitoring

Action Level ($\mu\text{g}/\text{m}^3$) - 171.2
Limit Level ($\mu\text{g}/\text{m}^3$) - 260

Date	Sampling Time	Weather Condition	Filter paper no.	Filter Weight, g		Elapse Time, hr		Sampling Time, hr	Flow Rate, m^3/min			Total Volume, m^3	TSP Level, $\mu\text{g}/\text{m}^3$
				Initial	Final	Initial	Final		Initial, Q_{si}	Final, Q_{sf}	Average		
30-Mar-12	8:00	Cloudy	002429	2.7348	2.9972	14740.42	14764.42	24.00	1.15	1.16	1.16	1665	158
3-Apr-12	8:00	Cloudy	002499	2.7271	2.9937	14767.45	14791.45	24.00	1.15	1.16	1.15	1662	160
9-Apr-12	8:00	Fine	002467	2.7250	2.7885	14797.10	14821.10	24.00	1.12	1.12	1.12	1613	39
16-Apr-12	8:00	Rainy	002572	2.7777	2.9217	14824.10	14848.10	24.00	1.15	1.21	1.18	1696	85
20-Apr-12	8:00	Rainy	002646	2.7592	2.8622	14851.10	14875.10	24.00	1.15	1.15	1.15	1654	62
26-Apr-12	8:00	Cloudy	002682	2.7852	2.9998	14878.10	14902.10	24.00	1.15	1.15	1.15	1653	130

Report on 1-hour TSP monitoring

Action Level ($\mu\text{g}/\text{m}^3$) - 312.5
Limit Level ($\mu\text{g}/\text{m}^3$) - 500

Date	Sampling Time	Weather Condition	Filter paper no.	Filter Weight, g		Elapse Time, hr		Sampling Time, hr	Flow Rate, m^3/min			Total Volume, m^3	TSP Level, $\mu\text{g}/\text{m}^3$
				Initial	Final	Initial	Final		Initial, Q_{si}	Final, Q_{sf}	Average		
31-Mar-12	9:30	Cloudy	002496	2.7450	2.7515	14764.42	14765.45	1.03	0.93	0.88	0.90	56	116
31-Mar-12	10:35	Cloudy	002502	2.7468	2.7529	14765.45	14766.45	1.00	0.88	0.93	0.90	54	112
31-Mar-12	13:00	Cloudy	002501	2.7323	2.7349	14766.45	14767.45	1.00	0.99	0.88	0.93	56	46
5-Apr-12	14:00	Cloudy	002464	2.7449	2.7570	14794.10	14795.10	1.00	1.15	1.15	1.15	69	175
5-Apr-12	15:03	Cloudy	002469	2.7065	2.7129	14795.10	14796.10	1.00	1.15	1.15	1.15	69	92
5-Apr-12	16:07	Cloudy	002443	2.7164	2.7224	14796.10	14797.10	1.00	0.98	0.98	0.98	59	102
11-Apr-12	13:00	Sunny	002556	2.7614	2.7708	14821.10	14822.10	1.00	1.12	1.14	1.13	68	139
11-Apr-12	14:16	Sunny	002611	2.7556	2.7602	14822.10	14823.10	1.00	1.12	1.09	1.10	66	70
11-Apr-12	15:35	Sunny	002609	2.7567	2.7617	14823.10	14824.10	1.00	1.09	1.03	1.06	64	79
17-Apr-12	13:00	Rainy	002652	2.7902	2.7993	14848.10	14849.10	1.00	1.15	1.15	1.15	69	131
17-Apr-12	14:02	Rainy	002651	2.7789	2.7862	14849.10	14850.10	1.00	1.10	1.10	1.10	66	111
17-Apr-12	15:10	Rainy	002650	2.7777	2.7855	14850.10	14851.10	1.00	1.15	1.15	1.15	69	113
21-Apr-12	14:10	Cloudy	002692	2.7618	2.7804	14875.10	14876.10	1.00	1.15	1.15	1.15	69	270
21-Apr-12	15:12	Cloudy	002723	2.8109	2.8305	14876.10	14877.10	1.00	1.15	1.15	1.15	69	284
21-Apr-12	16:23	Cloudy	002694	2.7686	2.7828	14877.10	14878.10	1.00	1.07	1.10	1.08	65	218
27-Apr-12	8:42	Rainy	002686	2.7745	2.7956	14902.10	14903.10	1.00	1.18	1.15	1.16	70	302
27-Apr-12	9:44	Rainy	002688	2.7571	2.7758	14903.10	14904.10	1.00	1.18	1.18	1.18	71	265
27-Apr-12	10:48	Rainy	002689	2.7658	2.7832	14904.10	14905.10	1.00	1.18	1.18	1.18	71	247



Location: CMA5a - Children Garden opposite to Pedestrian Plaza

Report on 24-hour TSP monitoring

Action Level ($\mu\text{g}/\text{m}^3$) - 181
 Limit Level ($\mu\text{g}/\text{m}^3$) - 260

Date	Sampling Time	Weather Condition	Filter paper no.	Filter Weight, g		Elapse Time, hr		Sampling Time, hr	Flow Rate, m^3/min			Total Volume, m^3	TSP Level, $\mu\text{g}/\text{m}^3$
				Initial	Final	Initial	Final		Initial, Q_{si}	Final, Q_{sf}	Average		
30-Mar-12	8:00	Cloudy	002397	2.8179	3.0870	15737.43	15761.43	24.00	1.22	1.23	1.22	1764	153
3-Apr-12	8:00	Cloudy	002513	2.7488	3.0384	15764.53	15788.53	24.00	1.25	1.25	1.25	1800	161
9-Apr-12	8:00	Fine	002626	2.7767	2.8627	15791.52	15815.52	24.00	1.25	1.24	1.24	1792	48
16-Apr-12	8:00	Rainy	002575	2.7550	2.7967	15802.44	15826.44	24.00	1.24	1.25	1.25	1794	23
20-Apr-12	8:00	Rainy	002660	2.8061	2.9125	15829.44	15853.44	24.00	1.03	1.09	1.06	1529	70
26-Apr-12	8:00	Cloudy	002661	2.7884	3.1176	15856.47	15880.47	24.00	1.47	1.48	1.48	2125	155

Report on 1-hour TSP monitoring

Action Level ($\mu\text{g}/\text{m}^3$) - 332
 Limit Level ($\mu\text{g}/\text{m}^3$) - 500

Date	Sampling Time	Weather Condition	Filter paper no.	Filter Weight, g		Elapse Time, hr		Sampling Time, hr	Flow Rate, m^3/min			Total Volume, m^3	TSP Level, $\mu\text{g}/\text{m}^3$
				Initial	Final	Initial	Final		Initial, Q_{si}	Final, Q_{sf}	Average		
31-Mar-12	9:31	Cloudy	002483	2.7170	2.7295	15761.53	15762.53	1.00	1.23	1.20	1.21	73	172
31-Mar-12	13:23	Cloudy	002481	2.7272	2.7400	15762.53	15763.53	1.00	1.23	1.23	1.23	74	174
31-Mar-12	15:00	Cloudy	002515	2.7038	2.7156	15763.53	15764.53	1.00	1.25	1.25	1.25	75	157
5-Apr-12	8:57	Cloudy	002629	2.7874	2.7989	15788.52	15789.52	1.00	1.22	1.22	1.22	73	157
5-Apr-12	10:18	Cloudy	002628	2.8051	2.8149	15789.52	15790.52	1.00	1.20	1.20	1.20	72	137
5-Apr-12	13:00	Cloudy	002627	2.7962	2.8089	15790.52	15791.52	1.00	1.20	1.22	1.21	73	175
11-Apr-12	10:32	Sunny	002560	2.7401	2.7491	15815.52	15816.52	1.00	1.19	1.21	1.20	72	125
11-Apr-12	11:35	Sunny	002561	2.7524	2.7617	15816.52	15817.52	1.00	1.19	1.19	1.19	71	131
11-Apr-12	13:00	Sunny	002571	2.7572	2.7628	15817.52	15818.52	1.00	1.19	1.21	1.20	72	78
17-Apr-12	13:00	Rainy	002402	2.7806	2.8042	15826.44	15827.44	1.00	1.20	1.20	1.20	72	329
17-Apr-12	14:00	Rainy	002657	2.7955	2.8095	15827.44	15828.44	1.00	1.22	1.22	1.22	73	191
17-Apr-12	15:11	Rainy	002656	2.7966	2.8122	15828.44	15829.44	1.00	1.20	1.20	1.20	72	217
21-Apr-12	9:01	Cloudy	002595	2.7434	2.7609	15853.44	15854.44	1.00	1.20	1.20	1.20	72	243
21-Apr-12	10:08	Cloudy	002597	2.7667	2.7826	15854.44	15855.44	1.00	1.06	1.06	1.06	64	249
21-Apr-12	13:00	Cloudy	002598	2.7690	2.7889	15855.47	15856.47	1.00	1.09	1.04	1.06	64	312
27-Apr-12	9:00	Rainy	002803	2.7425	2.7674	15880.47	15881.47	1.00	1.48	1.48	1.48	89	281
27-Apr-12	10:00	Rainy	002804	2.7373	2.7638	15881.47	15882.47	1.00	1.48	1.48	1.48	89	299
27-Apr-12	11:00	Rainy	002802	2.7395	2.7633	15882.47	15883.47	1.00	1.48	1.48	1.48	89	268



Location: CMA6a - WD2 PRE Office

Report on 24-hour TSP monitoring

Action Level - 187.3 $\mu\text{g}/\text{m}^3$
Limit Level - 260 $\mu\text{g}/\text{m}^3$

Date	Sampling Time	Weather Condition	Filter paper no.	Filter Weight, g		Elapse Time, hr		Sampling Time, hr	Flow Rate, m^3/min			Total Volume, m^3	TSP Level, $\mu\text{g}/\text{m}^3$
				Initial	Final	Initial	Final		Initial, Q_{si}	Final, Q_{sf}	Average		
30-Mar-12	8:00	Cloudy	002399	2.8060	3.0523	14022.75	14046.78	24.03	1.24	1.24	1.24	1792	137
3-Apr-12	8:00	Cloudy	002512	2.7380	3.0218	14049.76	14073.75	23.99	1.24	1.24	1.24	1786	159
9-Apr-12	8:00	Fine	002479	2.7455	2.7939	14076.76	14100.76	24.00	0.91	0.90	0.90	1302	37
16-Apr-12	8:00	Rainy	002574	2.7541	2.8558	14103.76	14127.75	23.99	1.09	1.13	1.11	1601	64
21-Apr-12	14:35	Cloudy	002600	2.7486	3.0178	14157.77	14181.77	24.00	1.28	1.21	1.24	1790	150
26-Apr-12	8:00	Cloudy	002752	2.7457	2.9357	14181.77	14205.77	24.00	1.28	1.28	1.28	1843	103

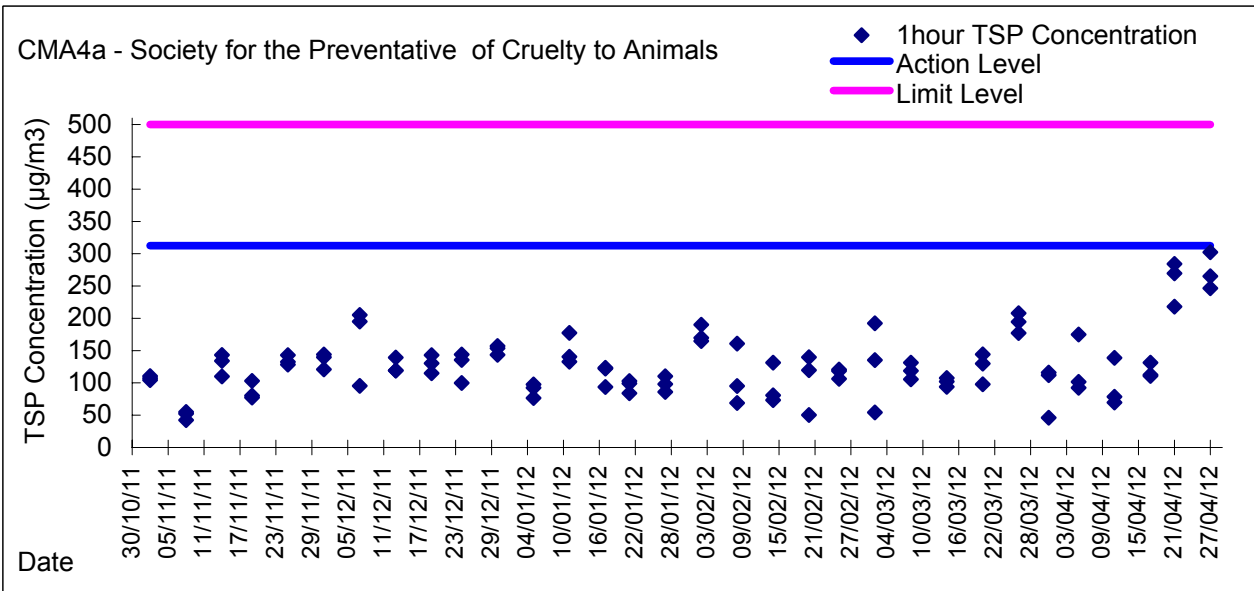
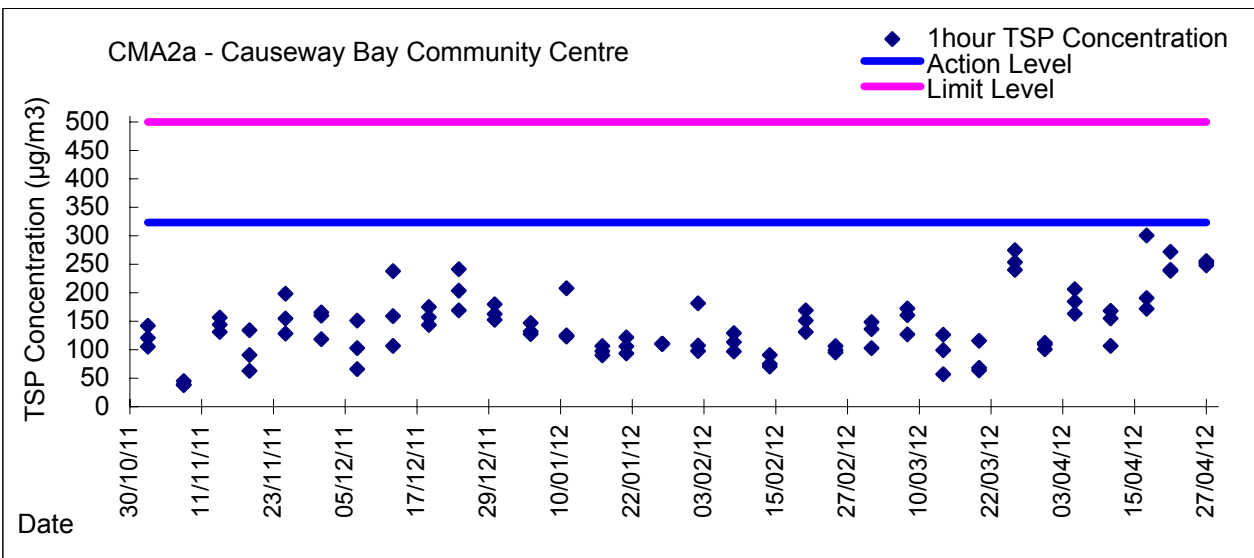
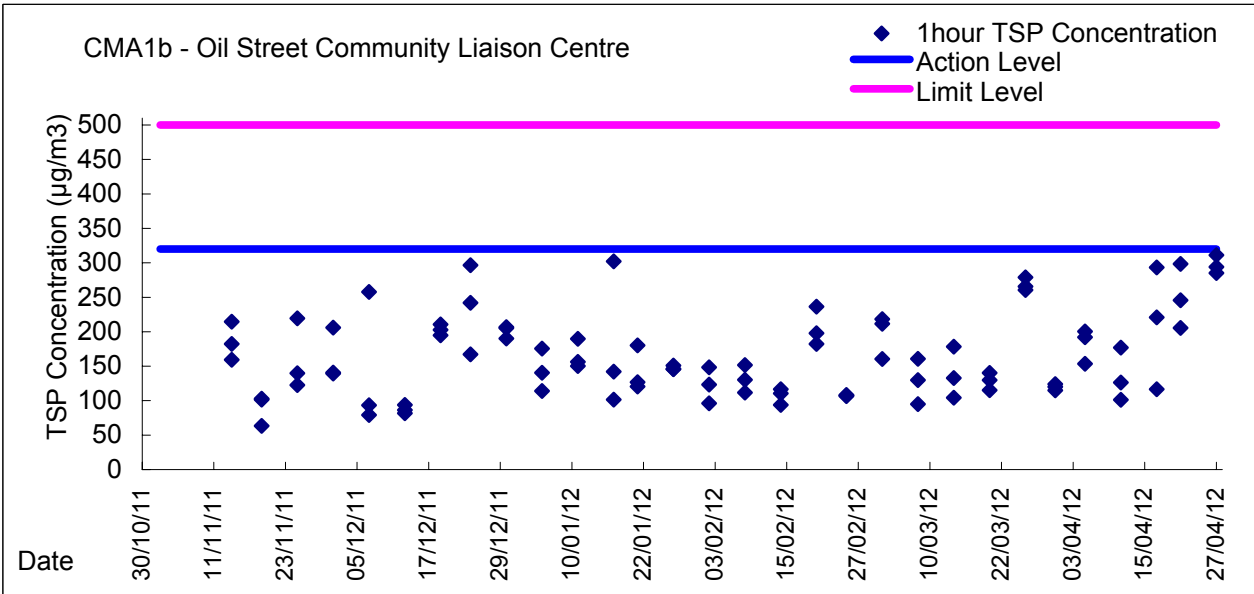
* Due to lack of electricity supply, the 24 hr-TSP was rescheduled from 20 April 2012 to 21 April 2012

Report on 1-hour TSP monitoring

Action Level - 300.1 $\mu\text{g}/\text{m}^3$
Limit Level - 500 $\mu\text{g}/\text{m}^3$

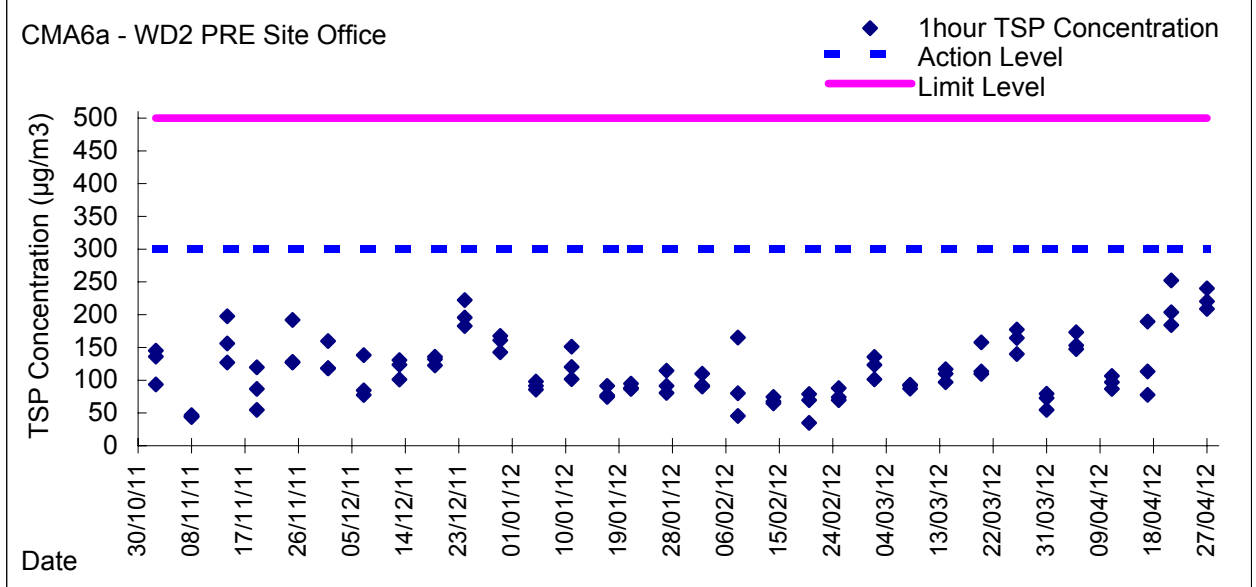
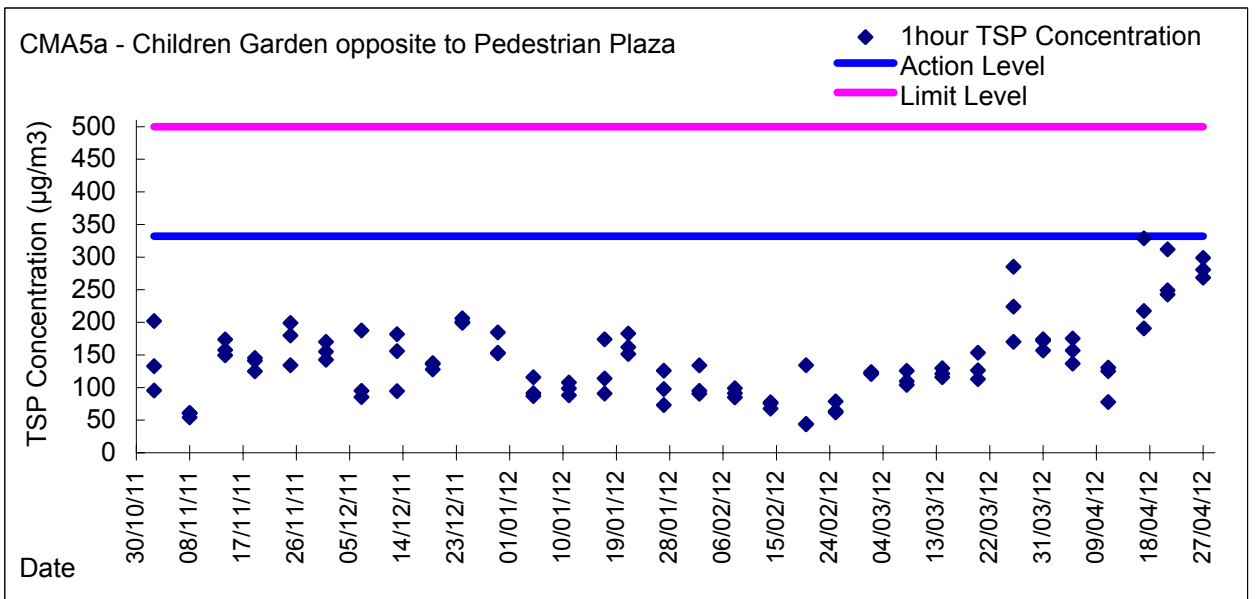
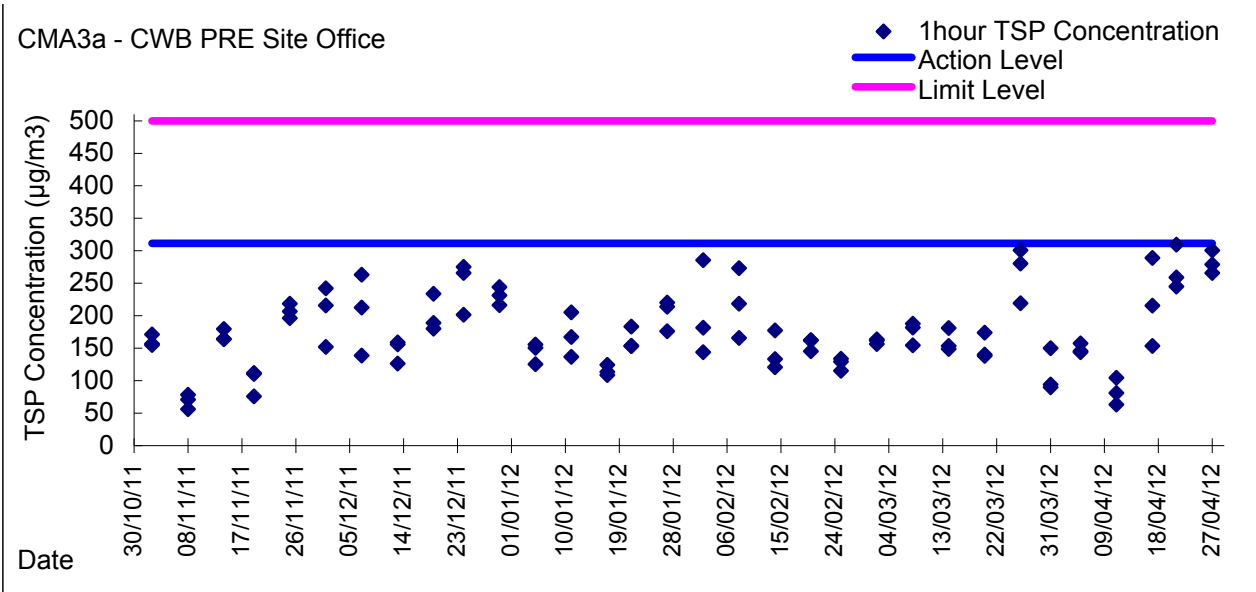
Date	Sampling Time	Weather Condition	Filter paper no.	Filter Weight, g		Elapse Time, hr		Sampling Time, hr	Flow Rate, m^3/min			Total Volume, m^3	TSP Level, $\mu\text{g}/\text{m}^3$
				Initial	Final	Initial	Final		Initial, Q_{si}	Final, Q_{sf}	Average		
31-Mar-12	8:15	Cloudy	002484	2.7425	2.7475	14046.78	14047.78	1.00	1.05	1.05	1.05	63	79
31-Mar-12	9:31	Cloudy	002482	2.7179	2.7226	14047.78	14048.79	1.01	1.05	1.08	1.06	64	73
31-Mar-12	13:00	Cloudy	002511	2.7175	2.7214	14048.79	14049.79	1.00	1.19	1.19	1.19	71	55
5-Apr-12	8:50	Cloudy	002630	2.7910	2.8005	14073.75	14074.75	1.00	1.07	1.07	1.07	64	147
5-Apr-12	10:00	Cloudy	002625	2.7923	2.8023	14074.75	14075.75	1.00	0.96	0.96	0.96	58	173
5-Apr-12	11:00	Cloudy	002624	2.7746	2.7856	14075.75	14076.76	1.01	1.18	1.18	1.18	72	153
11-Apr-12	10:00	Sunny	002559	2.7534	2.7584	14100.76	14101.76	1.00	0.96	0.96	0.96	58	87
11-Apr-12	11:01	Sunny	002478	2.7083	2.7141	14101.76	14102.76	1.00	0.91	0.91	0.91	54	107
11-Apr-12	13:00	Sunny	002570	2.7463	2.7523	14102.76	14103.76	1.00	1.05	1.02	1.03	62	97
17-Apr-12	13:00	Rainy	002401	2.8070	2.8167	14127.75	14128.75	1.00	0.85	0.85	0.85	51	190
17-Apr-12	14:15	Rainy	002654	2.7892	2.7924	14128.75	14129.75	1.00	0.69	0.69	0.69	41	78
17-Apr-12	15:18	Rainy	002653	2.7817	2.7875	14129.75	14130.75	1.00	0.85	0.85	0.85	51	113
21-Apr-12	8:50	Cloudy	002594	2.7507	2.7643	14154.75	14155.75	1.00	1.23	1.23	1.23	74	184
21-Apr-12	9:56	Cloudy	002596	2.7445	2.7586	14155.75	14156.75	1.00	0.93	0.93	0.93	56	252
21-Apr-12	13:00	Cloudy	002599	2.7341	2.7461	14156.75	14157.75	1.00	0.98	0.98	0.98	59	204
27-Apr-12	8:53	Cloudy	002810	2.7542	2.7734	14205.77	14206.77	1.00	1.33	1.33	1.33	80	240
27-Apr-12	10:00	Cloudy	002809	2.7221	2.7384	14206.77	14207.77	1.00	1.23	1.23	1.23	74	220
27-Apr-12	11:00	Cloudy	002807	2.7443	2.7610	14207.77	14208.77	1.00	1.33	1.33	1.33	80	209

Graphic Presentation of 1 hour TSP Result

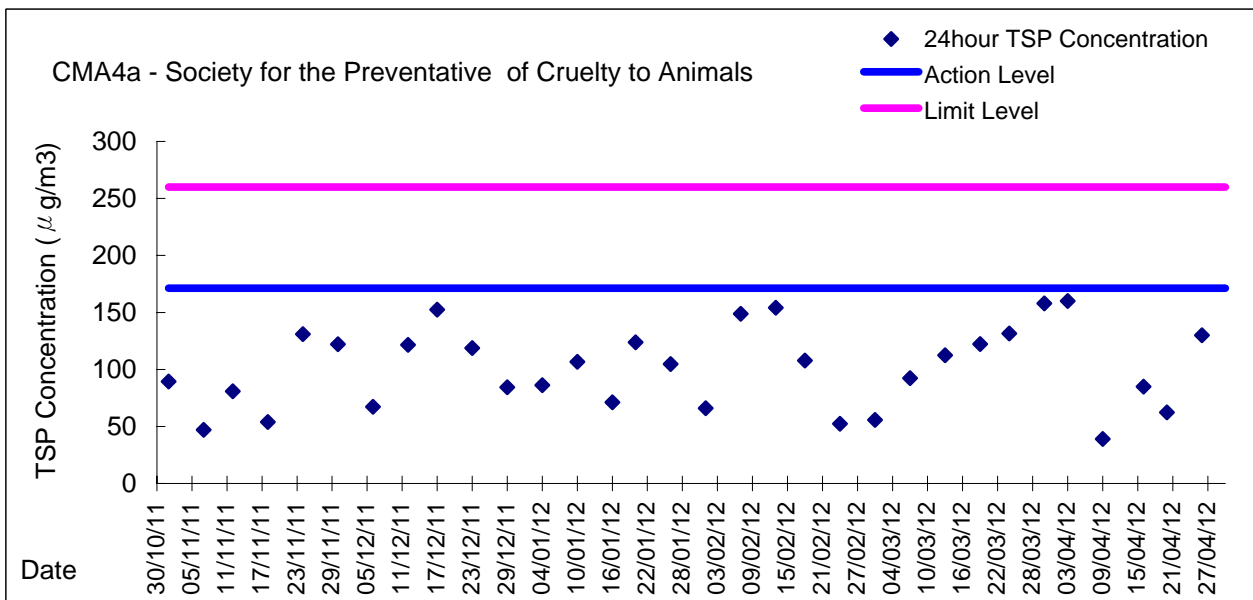
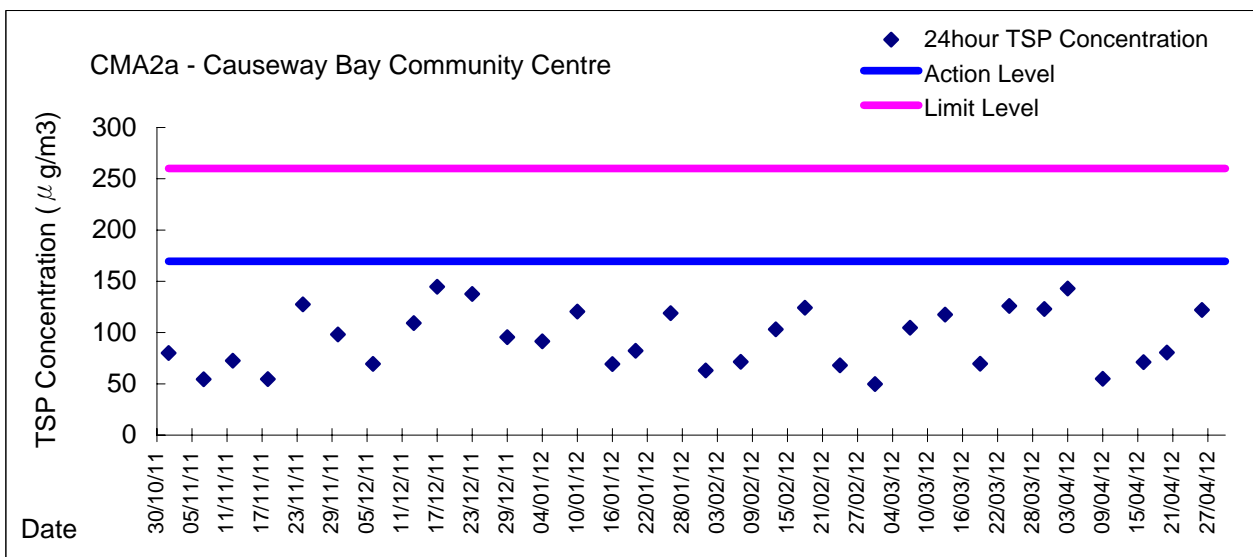
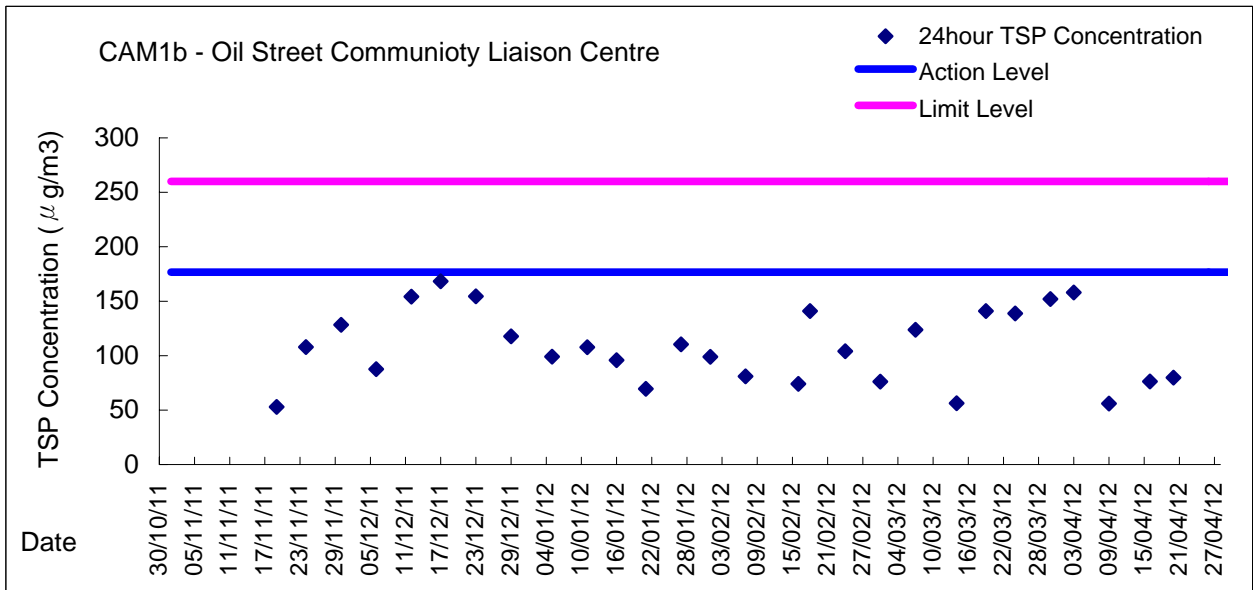




Graphic Presentation of 1 hour TSP Result



Graphic Presentation of 24 hour TSP Result



Graphic Presentation of 24 hour TSP Result

